



Soft, classic knit jerseys available in many team colors.

- 5.2-ounce, 100% ring spun combed cotton
- Rib knit neck
- 3/4 raglan sleeves
- Curved hem

CARE INSTRUCTIONS

Machine wash cold, gentle cycle. Only non-chlorine bleach when needed. Tumble dry low, do not iron.



front



back

HOW TO MEASURE



















CHEST

With arms down at sides, measure around the upper body, under arms and over the fullest part of the chest.

SIZE CHART

	XS	S	M	L	XL	2XL	3XL	4XL	5XL	6XL
Chest	32-34	35-37	38-40	41-43	44-46	47-49	50-53	54-57	58-60	61-63

COLOR INFORMATION

										
Carolina Blue/Navy PMS 7454C	Dark Heather Grey/Black	Heather Grey/Black PMS NTR BLACK	Heather Grey/Navy PMS 5255C	Heather Grey/Red PMS 207C	Heather Grey/Royal PMS 5265C	White/ Bright Pink	White/ Heather Grey	White/Black PMS NTR BLACK C	White/Cardinal PMS 7421C	White/Deep Orange PMS 173C
										
White/Forest PMS 560C	White/Gold PMS 1235C	White/Maroon PMS 504C	White/Navy PMS 5255C	White/Purple PMS 7672C	White/Red PMS 207C	White/Royal PMS 5265C				